





Repair instruction

Description: C2 C3 C4 (produced until 15 June 2000) Lip seal
Part number: 16175
 Look for Service Centers, Point of Sale addresses and other information on: www.thetford-europe.com

Version:	V2
Date:	13/07/2006
Tools required:	


A

Unscrew the 8 screws on the seal cover and, take the seal cover off.



B

Ensure the two cut outs on the seal face upwards and line up with the two centre screws of the three positioned on either side of the seal cover.



C

Replace the seat cover.

