

Repair instruction

Description: C3 Vacuum breaker
Part number: 16833
Look for Service Centers, Point of Sale addresses and other information on: www.thetford-europe.com

Version:	V1
Date:	23/05/2006
Tools required:	-

A

C3 Toilet




Take tissue well out.

Tissue well

B

Take tissue holder out.




Inside view.

Tissue holder

C

Remove the vacuum breaker by pressing against the upstanding.




Remove the two tubes from the vacuum breaker.



D

Replace the two new tubes from the vacuum breaker.

Place the new vacuum breaker by placing the opening around the screw (1) and press the other side in (2).



E

Inside view.

Refit the tissue holder.



F

Refit the tissue well.

