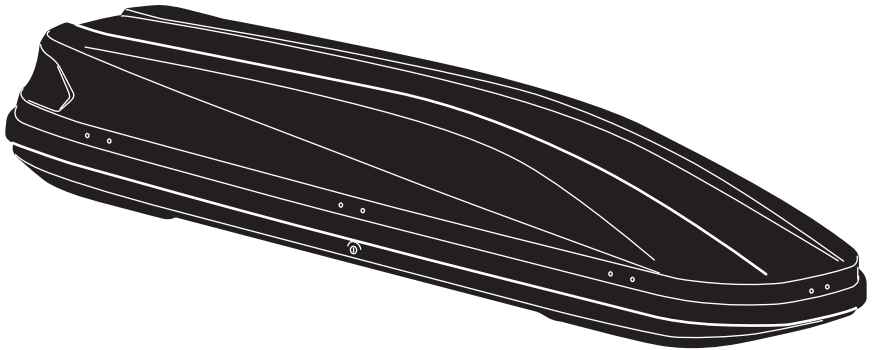


➤ Instructions

Thule Touring

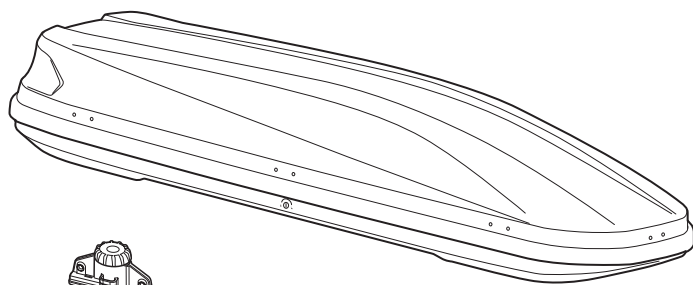

6341, 6342, 6346, 6347, 6348



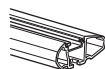
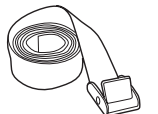
- EN** Roof box for roof-mounted racks
DE Dachbox für Dachträger
FR Coffre pour barres de toit
NL Dakkoffer
IT Box da tetto per portapacchi da installare sul tetto
ES Cofre portaequipajes para barras de techo
PT Caixa bagageira para barras de tejadilho
SV Takbox för takmonterade räckor
DK Tagboks til tagbjælter
NO Takboks til takmonterte stativer
FI Katolle asennettaviin telineisiin sopiva kuljetuslaatikko
ET Katusele paigaldatav katuseboks
LV Jumta kaste uz jumta uzstādāmiem bagāžniekiem
LT Ant stogo tvirtinamų skersinių bagažinės
PL Box dachowy na bagażnik montowany na dachu
RU Грузовой бокс на крышу автомобиля
UK Вантажний бокс для багажників для даху
BG Кутия за багаж за релси, монтирани върху покрива
CS Střešní box pro montáž na střechu
SK Strešný box na strešné nosiče
SL Strešni kovček za strešne prtljažnike
HR/BIH Krovna kutija za krovne nosače
RO Portbagaj de acoperiș pentru cadru de bare montate pe acoperiș
HU Tetőre szerelhető tetőbox
EL Μπαγκάζιέρα οροφής για μπάρες οροφής
TR Araç üstüne bağlanan raflar için tavan kutusu
HE תא חפצים לגג הרכב
AR صندوق سقف للحوامل المثبتة على السقف
ZH 用于车顶架的车顶箱
JA ルーフマウント型ラック用ルーフボックス
KO 루프 장착 랙 루프 박스
TH กล่องบนหลังคาสำหรับแร็คหลังคา



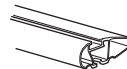
CITY CRASH
Complies with ISO norm



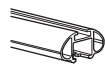
x1



Thule WingBar Evo



Thule WingBar



Thule AeroBar




Thule SlideBar




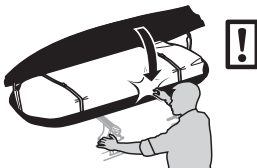

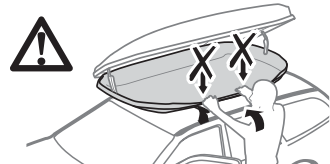
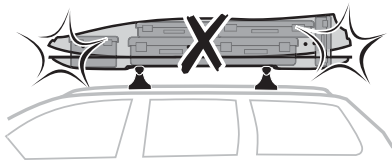
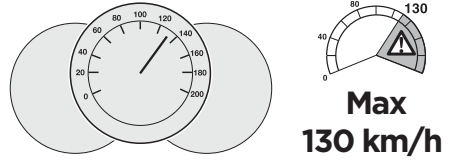



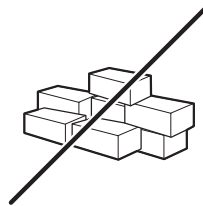

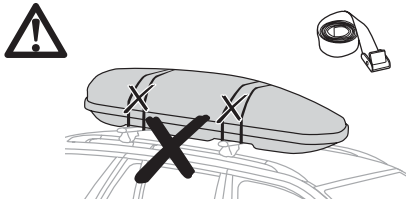
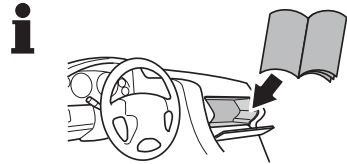
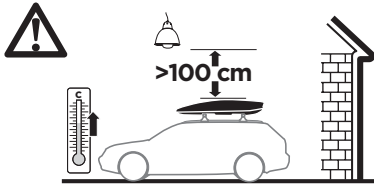
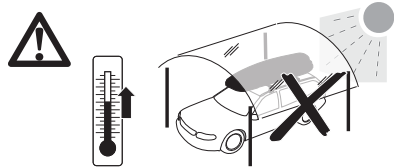

Thule Squarebar

i



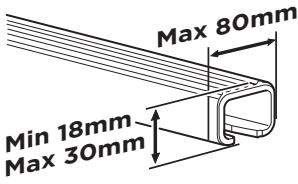
Touring 100/S	10 kg
Touring 200/M	13 kg
Touring 600/Sport	12 kg
Touring 700/Alpine	15 kg
Touring 780/L	15 kg





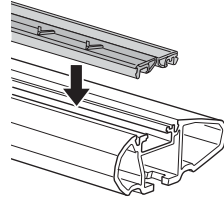
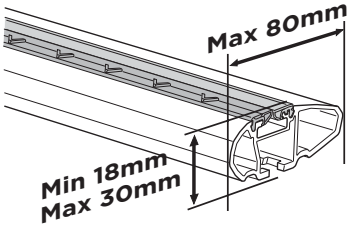



Thule T-track Adapter



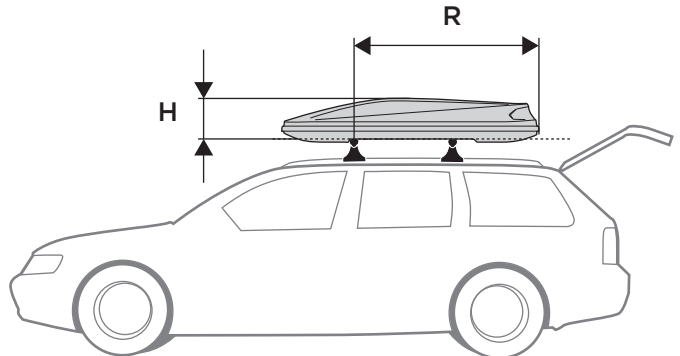
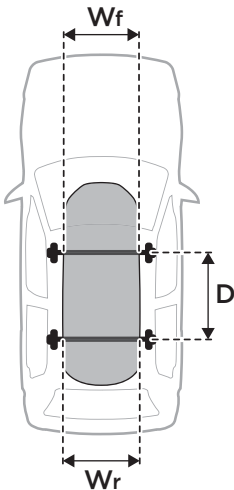
696400

697400

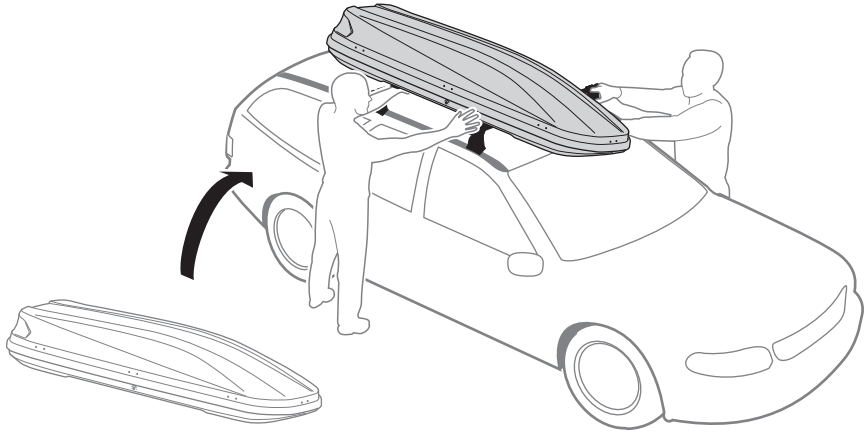


	D Min*	D Max*	Wf*	Wr*	H*	R Min*
Touring 100/S	515	925	763	740	406	937
Touring 200/M	545	955	702	697	413	1149
Touring 600/Sport	545	955	525	528	359	1184
Touring 700/Alpine	545	955	587	583	382	1431
Touring 780/L	545	955	673	673	400	1250

*mm




1

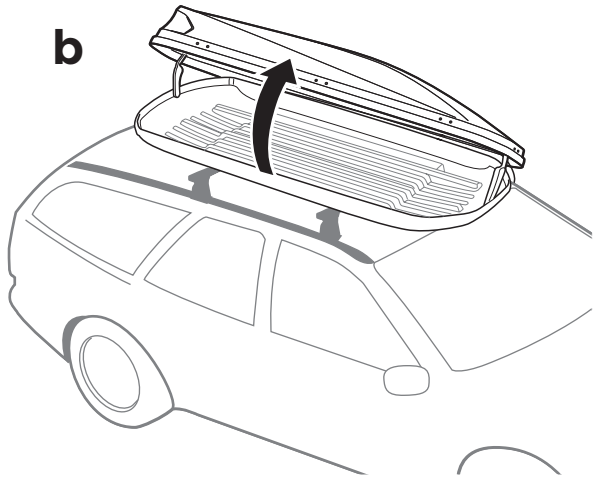


2

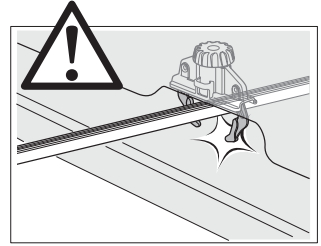
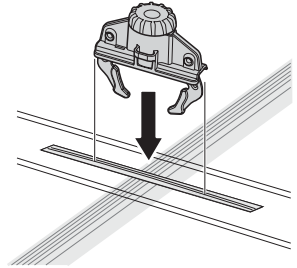
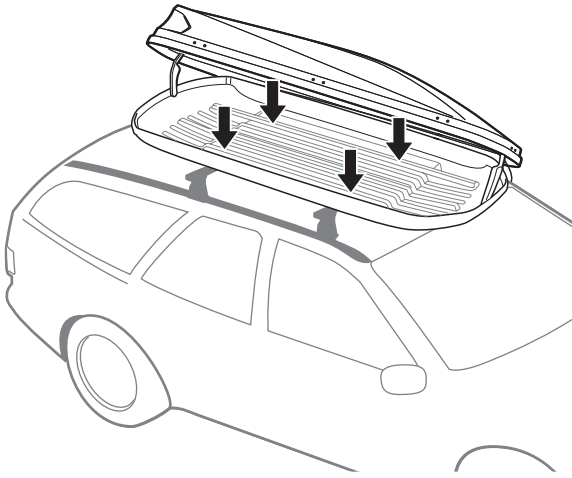
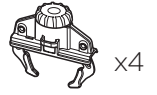
a



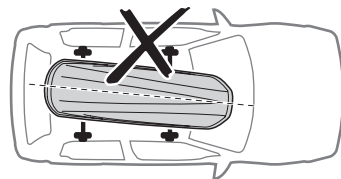
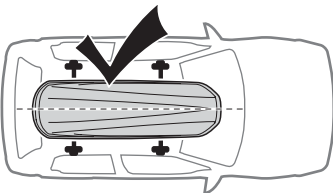
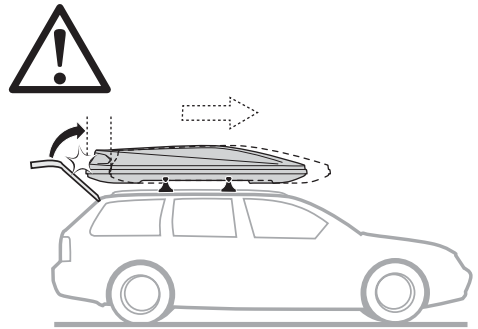

b



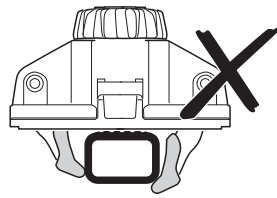
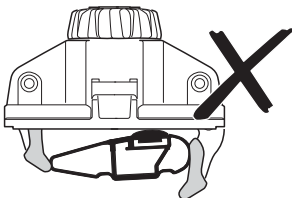
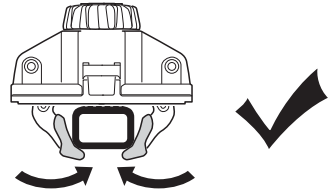
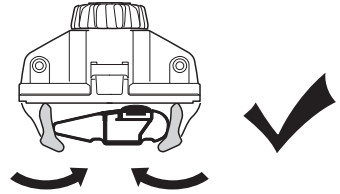
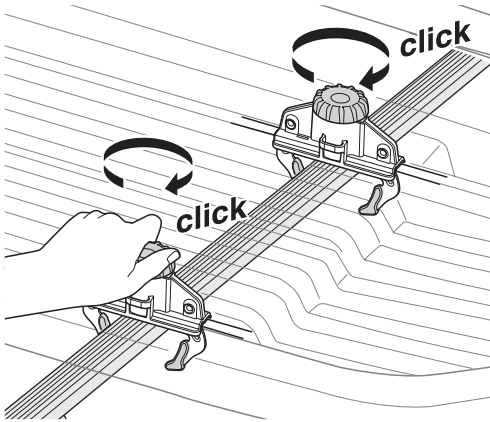
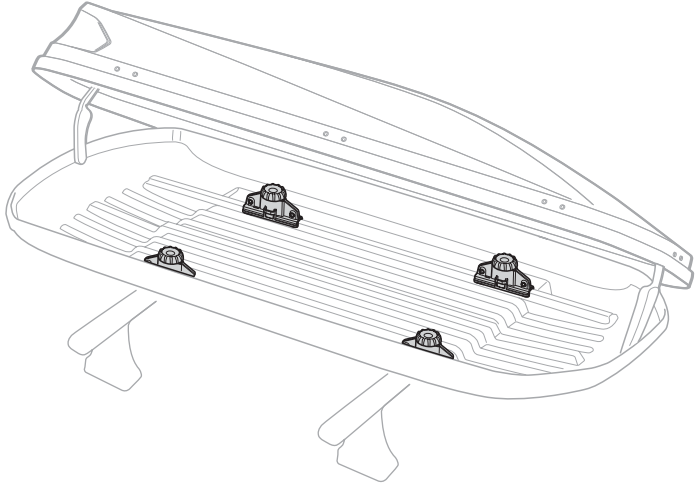
3



4



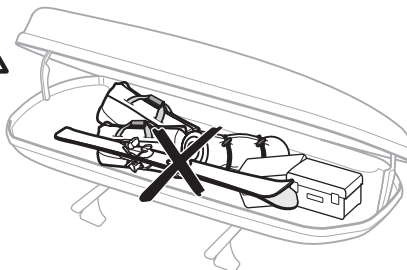
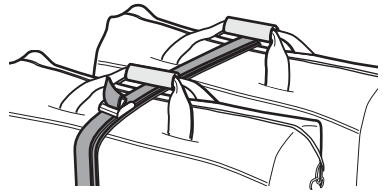
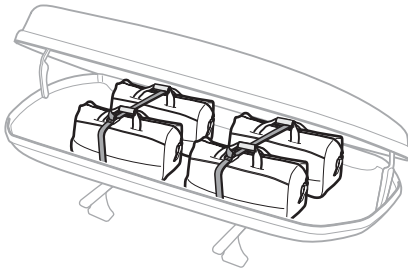
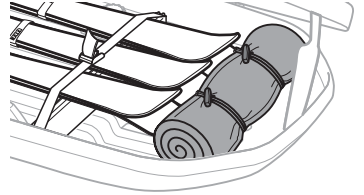
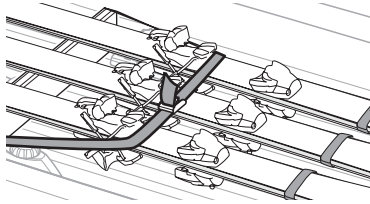

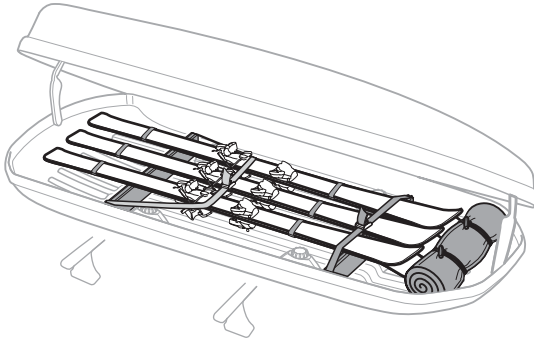
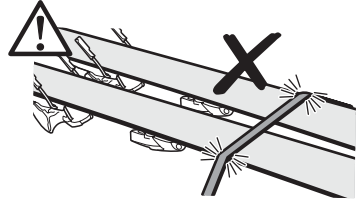
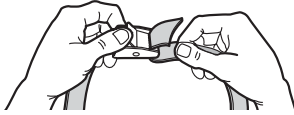
4



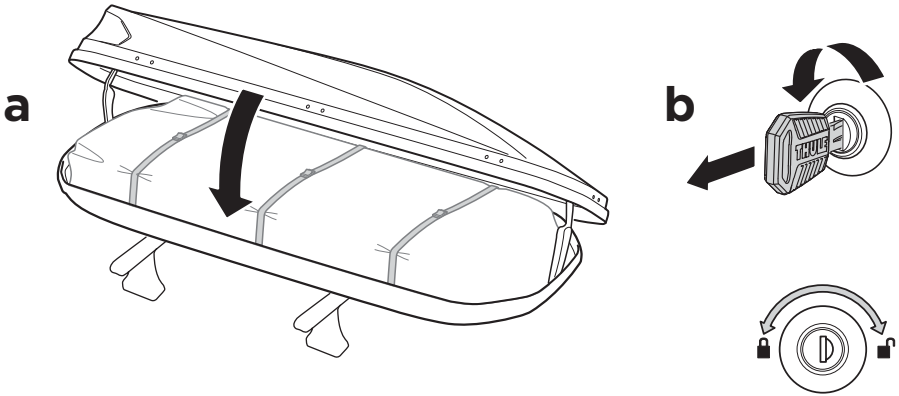
5



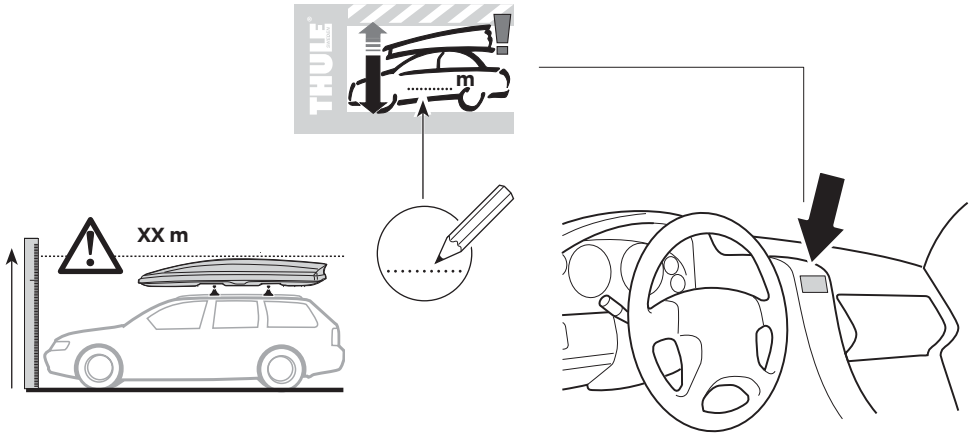
x 3



6



7



EN Accessories
DE Zubehör
FR Accessoires
NL Accessoires
IT Accessori
ES Accesorios
PT Acessórios
SV Tillbehör

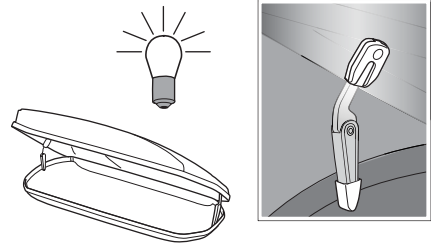
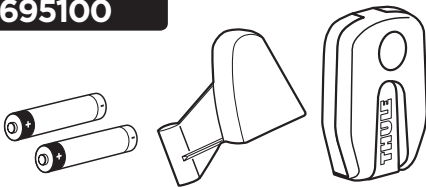
DK Tilbehør
NE Tilbehør
FI Lisävarusteet
ET Lisavarustus
LV Piederumi
LT Priedai
PL Akcesoria
RU Аксессуары

UK Аксессуары
BG Принадлежности
CS Doplòky
SK Príslušenstvo
SL Dodatki
HR/BIH Dodaci
RO Accesorii
HU Tartozékok

EL Εξαρτήματα
TR Aksesuarlar
AR الملحقات
HE אביזרים
ZH 附件
JA アクセサリー
KO 액세서리
TH อุปกรณ์เสริม

Thule Box Light

695100



Thule Box Lid Cover

698100



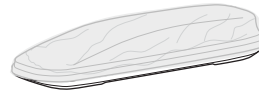
Touring 100/S
Touring 200/M
Touring 780/L



698200



Touring 600/Sport
Touring 700/Alpine



Thule T-track Adapter

696400

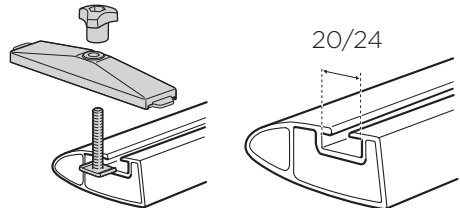


24x30 mm

697400



20x27 mm



Thule Box Ski Carrier Adapter

694600



Touring 600/Sport

694700

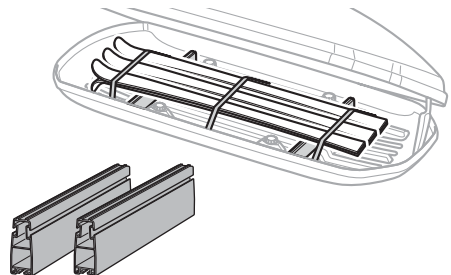


Touring 700/Alpine

694800


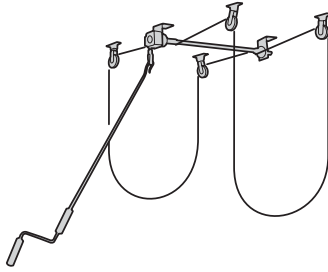


Touring 200/M
Touring 780/L

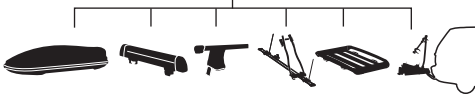


Thule MultiLift

572004



Thule One-Key System



450400 (x4)

450600 (x6)

450800 (x8)

451200 (x12)

451600 (x16)

